



### District Report Card: 2017


<b>State:</b> West Bengal	<b>District:</b> Puruliya
<b>Class:</b> 3	<b>Subject:</b> Mathematics
<b>Schools:</b> 60	<b>Students:</b> 927


### Participation/Coverage


#### Students

 GENDER	Boys		Girls	
	Number	%	Number	%
	451	48.65	476	51.35

 AREA	Rural		Urban	
	Number	%	Number	%
	869	93.74	58	6.26

 CATEGORY	SC		ST		OBC		GEN	
	Number	%	Number	%	Number	%	Number	%
	154	16.61	161	17.37	357	38.51	255	27.51

 CWSN	LD	VI	HI	S&LD	ID	Oth
	0	3	1	3	2	4

 Management	Government		Government-aided	
	Number	%	Number	%
	151	16.29	776	83.71

### Average Performance of Students in Mathematics (%)

Overall	Gender		Area		Management		Social Group			
	Male	Female	Rural	Urban	Govt.	Aided	SC	ST	OBC	GEN
67.38	69.30	65.56	68.81	45.98	72.23	66.43	59.44	70.89	69.54	66.93

## Performance on Learning Outcomes (LOs)

Learning Outcomes	Description	Average Performance(%)
M301	Reads and writes numbers up to 999 using place value	65.69
M302	Compares numbers up to 999 based on their place values	80.58
M303	Solves simple daily life problems using addition and subtraction of three digit numbers with and without regrouping	63.34
M304	Constructs and uses the multiplication facts (up till 10) in daily life situations	72.17
M305	Analyses and applies an appropriate number operation in the situation/ context	60.84
M306	Explains the meaning of division facts by equal grouping/sharing and finds it by repeated subtraction	71.63
M309	Identifies and makes 2D-shapes by paper folding, paper cutting on the dot grid, using straight lines etc.	78.02
M311	Fills a given region leaving no gaps using a tile of a given shape	24.03
M312	Estimates and measures length and distance using standard units like centimeters or meters & identifies relationships	49.25
M317	Reads the time correctly to the hour using a clock/watch	73.25
M318	Extends patterns in simple shapes and numbers	60.47
M319	Records data using tally marks, represents pictorially and draws conclusions	81.34

Range of Performance of Students who Answered Correctly							
Below 30%		30% - 50%		50% - 75%		Above 75%	
Number	%	Number	%	Number	%	Number	%
85	9.17	145	15.64	291	31.39	406	43.80

## Lowest Performing Learning Outcomes (LOs)

- 1 - Fills a given region leaving no gaps using a tile of a given shape (24.03)
- 2 - Estimates and measures length and distance using standard units like centimeters or meters & identifies relationships (49.25)
- 3 - Extends patterns in simple shapes and numbers (60.47)
- 4 - Analyses and applies an appropriate number operation in the situation/ context (60.84)
- 5 - Solves simple daily life problems using addition and subtraction of three digit numbers with and without regrouping (63.34)